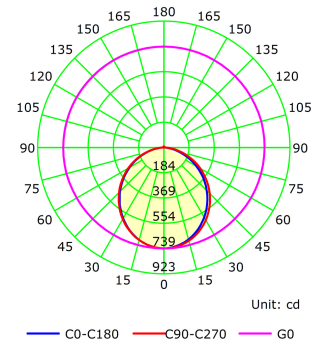
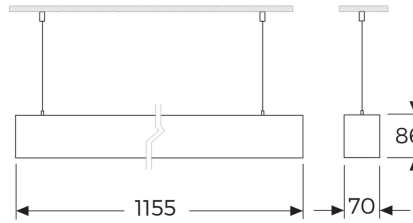



ALULINE

GCP 1236TA SS40



Product Features and Key Data

Applications :	Exhibition rooms - offices - conference rooms - foyers - sales rooms
Luminaire Type :	LED suspended luminaire
Mounting Method :	Suspension or surface
Luminaire Optic :	Opal Diffuser
Connected Load :	36W
Colour Temperature :	4000K
Rated Luminous Flux :	3420 lm
Luminous Efficiency :	95 lm/W
Power Factor :	> 0,975
CRI Value :	> 80
UGR :	< 21 (ENI24664-1)
Photo Biological Class :	Group 0 - No risk
Luminaire Colour :	Ral 9005 Jet black
Luminaire Body :	Aluminium profile
Electrical version :	With electronic transformer, switchable.
Connection method :	Terminal
Mains frequency :	50/60 Hz
Mains voltage :	220 - 240 V
Led Service (25°) :	L80 = 50.000 h
Driver (220 - 240V) :	Tridonic, Osram or Gecem
Ceiling Type :	AB - Gypsum Ceiling TB - Modular Ceiling KB - Clip-in Ceiling
Ingress Protection (IP) rating :	IP40
Protection class :	I
Impact resistance (IK) :	IK02
Hot wire resistance :	650 °C
Ambient temperature :	-20 - 35 °C
Options :	1 - 3 Hours Emergency Kit, Dali Dimmible
Accessories :	Suspension kit